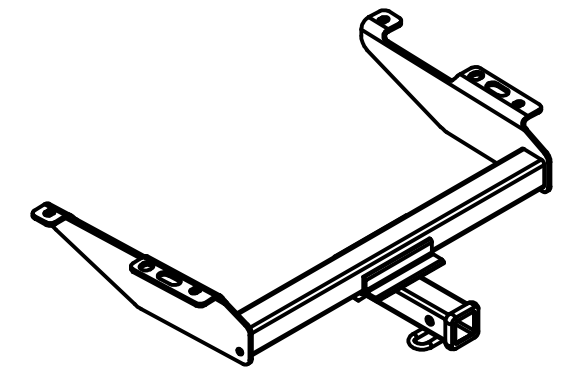




Class III Receiver Hitch Part No. 69596C



Fits: 1988 - 2000 CHEVY/GMC ALL FULL SIZE W/ DUAL EXHAUST (OLD STYLE)
1988 - 1998 CHEVY/GMC 1/2 TON W/ 6' & 8' BED (OLD STYLE)
1988 - 2000 CHEVY/GMC 3/4 & 1 TON CLASSIC, 6' & 8' (OLD STYLE)
1992 - 1998 CHEVY/GMC 4 DR CREW CAB ONLY

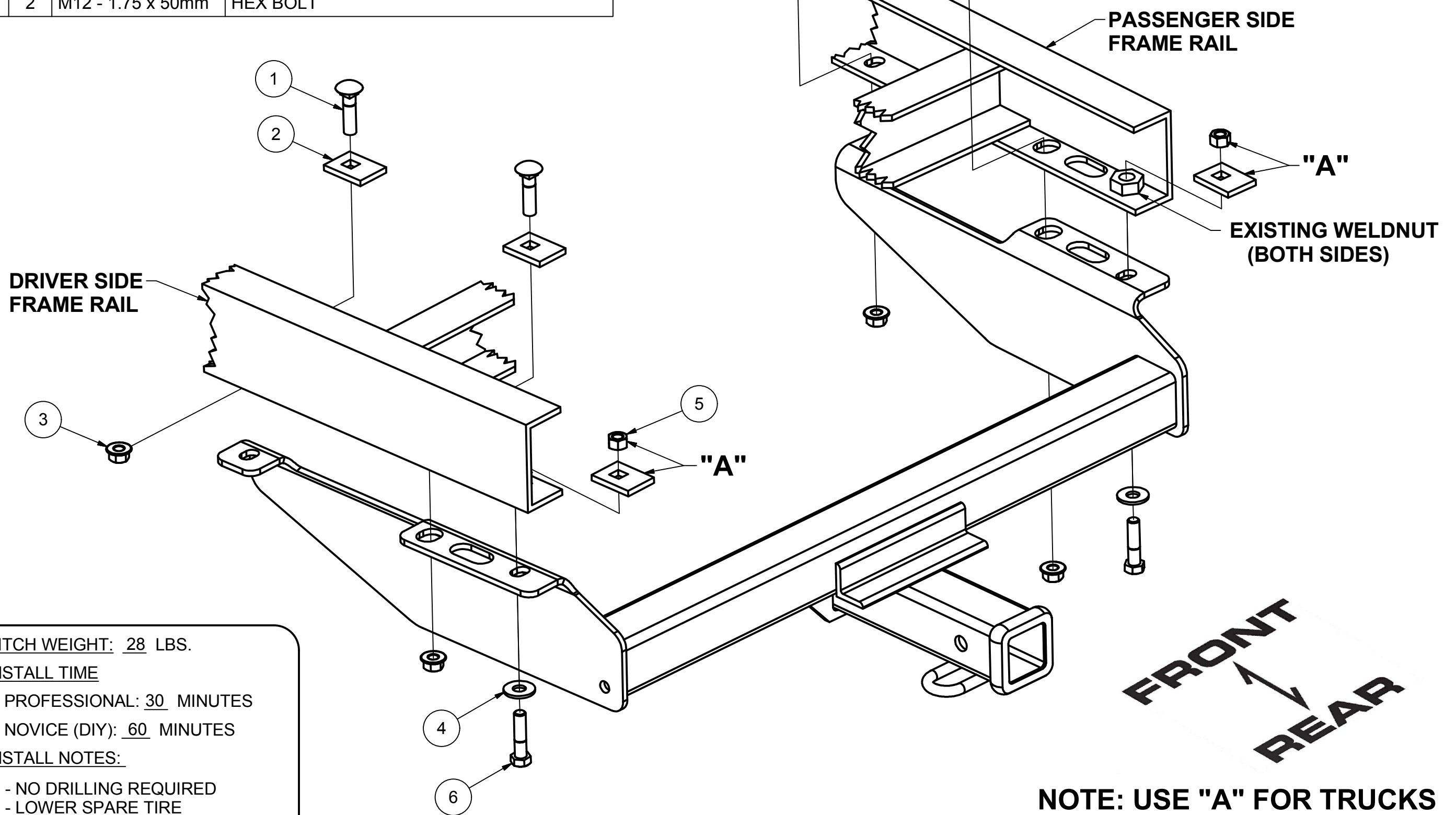
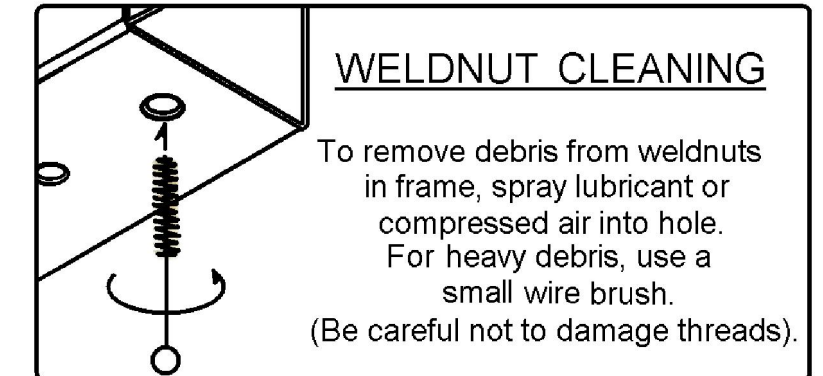


GROSS LOAD CAPACITY WHEN USED AS A WEIGHT CARRYING HITCH: 6,000 LBS. TRAILER WEIGHT & 600 LBS. TONGUE WEIGHT.
GROSS LOAD CAPACITY WHEN USED AS A WEIGHT DISTRIBUTION HITCH: 10,000 LBS. TRAILER WEIGHT & 1,000 LBS. TONGUE WEIGHT

WARNING: * DO NOT EXCEED VEHICLE MANUFACTURER'S RECOMMENDED TOWING CAPACITY. *****



Parts List			
ITEM	QTY	PART NUMBER	DESCRIPTION
1	4	1/2 - 13 x 2"	CARRIAGE BOLT
2	6	CM-SP1	.250 x 1.50 x 2.00" SQUARE HOLE SPACER
3	4	HFN 1213	HEX FLANGE NUT
4	2	1/2"	CONICAL TOOTHED WASHER
5	2	M12 - 1.75	HEX NUT
6	2	M12 - 1.75 x 50mm	HEX BOLT



HITCH WEIGHT: 28 LBS.

INSTALL TIME

PROFESSIONAL: 30 MINUTES

NOVICE (DIY): 60 MINUTES

INSTALL NOTES:

- NO DRILLING REQUIRED
- LOWER SPARE TIRE

NOTE: USE "A" FOR TRUCKS WITHOUT BUMPERS

INSTALLATION STEPS

NOTE: BEFORE YOU BEGIN TO INSTALL THIS HITCH, LOWER AND REMOVE THE SPARE TIRE FROM ITS STORAGE LOCATION. THIS WILL ALLOW MORE ROOM FOR EASIER HITCH INSTALLATION REINSTALL SPARE TIRE AFTER HITCH IS INSTALLED.

1. At the end of each truck side frame will be a slot. If the truck is equipped with a GM Factory installed bumper, there will be a 12mm bolt from each frame location. If no bumper is installed, you will only see a slot in each frame end. Use CM-SP1 and M12-1.75 hex nut.
2. Position the hitch assembly up against the bottom of the truck side frame so that the rearmost hole in each hitch frame bracket is aligned with the slots in the end of vehicle frame.
3. Bolt hitch assembly to truck frame at center attachment point using the existing hole in each side frame.
4. Torque all 1/2" fasteners to 110 ft-lbs and M12 fasteners to 79 ft-lbs.
5. Reinstall spare tire when done.

PERIODICALLY CHECK THIS RECEIVER HITCH TO ENSURE THAT ALL FASTENERS ARE TIGHT AND THAT ALL STRUCTURAL COMPONENTS ARE SOUND.

Keystone Automotive Operations Inc., warrants this product to be free of defects in material and/or workmanship at the time of retail purchase by the original purchaser. If the product is found to be defective, Keystone Automotive Operations Inc., may repair or replace the product, at their option, when the product is returned, prepaid, with proof of purchase. Alteration to, misuse of, or improper installation of this product voids the warranty. Keystone Automotive Operations Inc.'s liability is limited to repair or replacement of products found to be defective, and specifically excludes liability for incidental or consequential loss or damage. This product complies with safety specifications and requirements for connecting devices and towing systems of the state of New York, V.E.S.C. Regulation V-5 and SAE J684. For Technical & Warranty Support: 1-877-544-4449 Fax- 1-855-242-8922 www.huskytow.com **11202017**