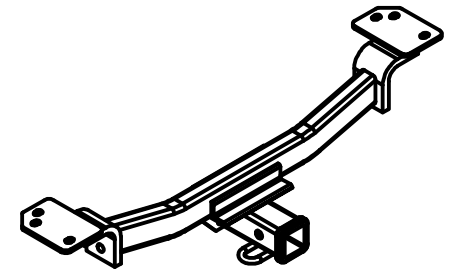




# Class III Receiver Hitch

## Part No. 69594C



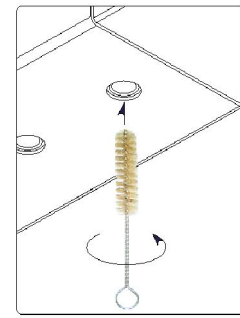
**Fits: KIA SPORTAGE / HYUNDAI TUCSON**



**GROSS LOAD CAPACITY WHEN USED AS A WEIGHT CARRYING HITCH: 3,500 LBS. TRAILER WEIGHT & 350 LBS. TONGUE WEIGHT.**  
**WARNING: \*\*\* DO NOT EXCEED VEHICLE MANUFACTURER'S RECOMMENDED TOWING CAPACITY. \*\*\***



Parts List			
ITEM	QTY	PART NUMBER	DESCRIPTION
1	6	M10-1.25 x 35	HEX TAP BOLT
2	6	3/8"	CONICAL TOOTHED WASHER



### WELDNUT CLEANING

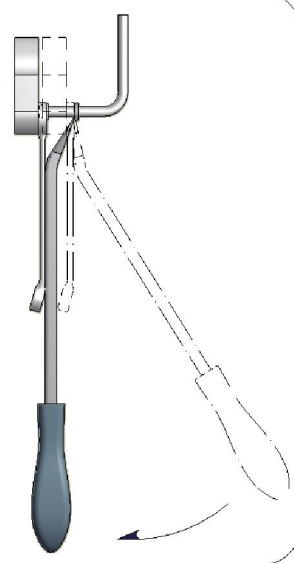
To remove debris from weldnuts in frame, spray lubricant or compressed air into hole. For heavy debris, use a small wire brush. (Be careful not to damage threads).

### RUBBER ISOLATOR REMOVAL DIAGRAM

This technique can be used if an Exhaust Hanger Removal Pliers is not available.

Using a 5/8" open end wrench, slide the wrench up to the rubber isolator, cradling the hanger rod as shown. Next place the flat edge of a pry bar between the wrench and the hanger stop or hanger rod. Then simply rotate the pry bar toward the wrench to remove the rubber isolator.

Note: Using a spray lubricant or soapy water on the hanger rod and the rubber isolator helps removal.



DRIVER SIDE  
FRAME RAIL

PASSENGER SIDE  
FRAME RAIL

EXISTING FRAME  
WELD NUTS  
(BOTH SIDES)

EXHAUST

FRONT  
↑  
REAR

HITCH WEIGHT: 30 LBS.

#### INSTALL TIME

PROFESSIONAL: 30 MINUTES

NOVICE (DIY): 60 MINUTES

#### INSTALL NOTES:

- NO DRILLING REQUIRED
- LOWER EXHAUST
- REMOVE TOW HOOKS

## INSTALLATION STEPS

1. Remove exhaust hangers and lower exhaust for ease of installation.
2. Remove tow hooks and return to customer.
3. Raise hitch into position and secure with hex bolts and conical washers through existing weldnuts in frame rails.
4. Torque all 10mm fasteners to 49 lb-ft.
5. Reinstall exhaust hangers removed in Step 1.

**PERIODICALLY CHECK THIS RECEIVER HITCH TO ENSURE THAT ALL FASTENERS ARE TIGHT AND THAT ALL STRUCTURAL COMPONENTS ARE SOUND.**

Keystone Automotive Operations Inc., warrants this product to be free of defects in material and/or workmanship at the time of retail purchase by the original purchaser. If the product is found to be defective, Keystone Automotive Operations Inc., may repair or replace the product, at their option, when the product is returned, prepaid, with proof of purchase. Alteration to, misuse of, or improper installation of this product voids the warranty. Keystone Automotive Operations Inc.'s liability is limited to repair or replacement of products found to be defective, and specifically excludes liability for incidental or consequential loss or damage. This product complies with safety specifications and requirements for connecting devices and towing systems of the state of New York, V.E.S.C. Regulation V-5 and SAE J684. For Technical & Warranty Support: 1-877-544-4449 Fax- 1-855-242-8922 [www.huskytow.com](http://www.huskytow.com) **11202017**