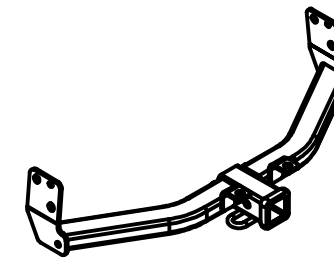




Class III Receiver Hitch

Part No. 69566C



Fits: **CADILLAC SRX**

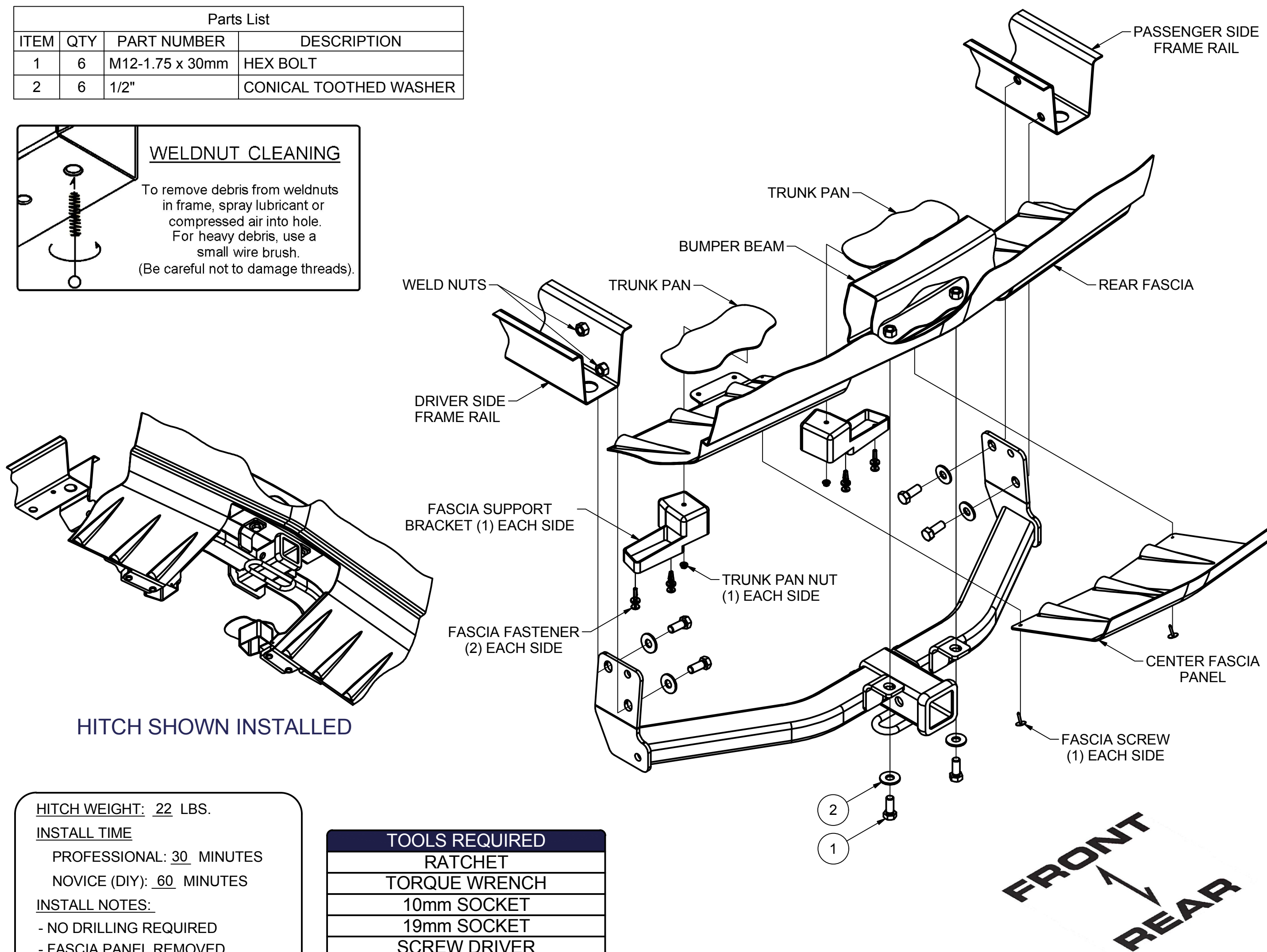
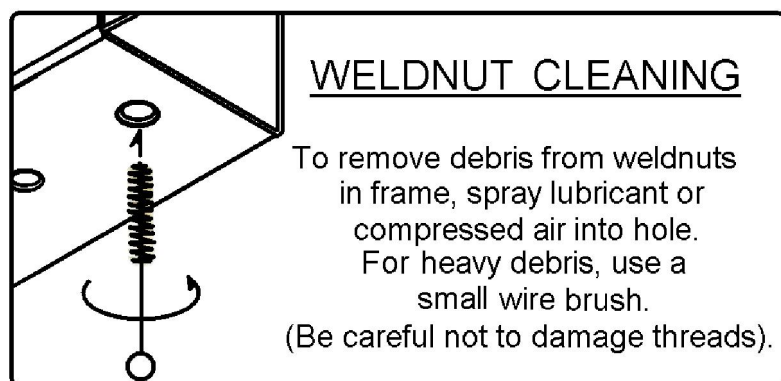


GROSS LOAD CAPACITY WHEN USED AS A WEIGHT CARRYING HITCH: 5,000 LBS. TRAILER WEIGHT & 500 LBS. TONGUE WEIGHT.
GROSS LOAD CAPACITY WHEN USED AS A WEIGHT DISTRIBUTION HITCH: 6,000 LBS. TRAILER WEIGHT & 600 LBS. TONGUE WEIGHT

WARNING: * DO NOT EXCEED VEHICLE MANUFACTURER'S RECOMMENDED TOWING CAPACITY. *****



Parts List			
ITEM	QTY	PART NUMBER	DESCRIPTION
1	6	M12-1.75 x 30mm	HEX BOLT
2	6	1/2"	CONICAL TOOTHED WASHER



HITCH WEIGHT: 22 LBS.

INSTALL TIME

PROFESSIONAL: 30 MINUTES

NOVICE (DIY): 60 MINUTES

INSTALL NOTES:

- NO DRILLING REQUIRED
- FASCIA PANEL REMOVED

TOOLS REQUIRED

- RATCHET
- TORQUE WRENCH
- 10mm SOCKET
- 19mm SOCKET
- SCREW DRIVER

INSTALLATION STEPS

1. Remove (2) screws securing the center fascia panel. Release center fascia panel tabs and remove panel.
2. Remove (4) plastic push fasteners securing the rear fascia to the fascia support brackets. Remove the (2) nuts securing the fascia support brackets to the trunk pan. Retain brackets and fasteners, they will be reinstalled later.
3. Raise hitch into position and secure using M12-1.75 x 30mm bolts and 1/2" conical toothed washers.
Note: Slide the driver side plate between the wiring harness and the driver side frame rail. You may need to pull down on rear fascia to slide hitch between the trunk pan and fascia.
4. Reinstall fascia support brackets and fasteners.
5. Torque all M12 fasteners to 79 ft-lbs.
6. Return center fascia panel and fasteners to owner.

PERIODICALLY CHECK THIS RECEIVER HITCH TO ENSURE THAT ALL FASTENERS ARE TIGHT AND THAT ALL STRUCTURAL COMPONENTS ARE SOUND.

Keystone Automotive Operations Inc., warrants this product to be free of defects in material and/or workmanship at the time of retail purchase by the original purchaser. If the product is found to be defective, Keystone Automotive Operations Inc., may repair or replace the product, at their option, when the product is returned, prepaid, with proof of purchase. Alteration to, misuse of, or improper installation of this product voids the warranty. Keystone Automotive Operations Inc.'s liability is limited to repair or replacement of products found to be defective, and specifically excludes liability for incidental or consequential loss or damage. This product complies with safety specifications and requirements for connecting devices and towing systems of the state of New York, V.E.S.C. Regulation V-5 and SAE J684. For Technical & Warranty Support: 1-877-544-4449 Fax- 1-855-242-8922 www.huskytow.com

11202017