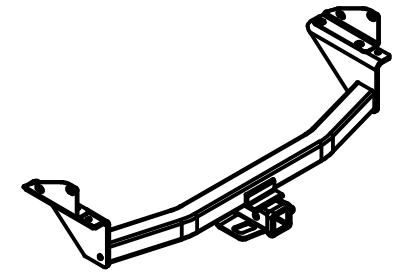




Class III Receiver Hitch

Part No. 69534C



Fits: CHEVROLET COLORADO & GMC CANYON

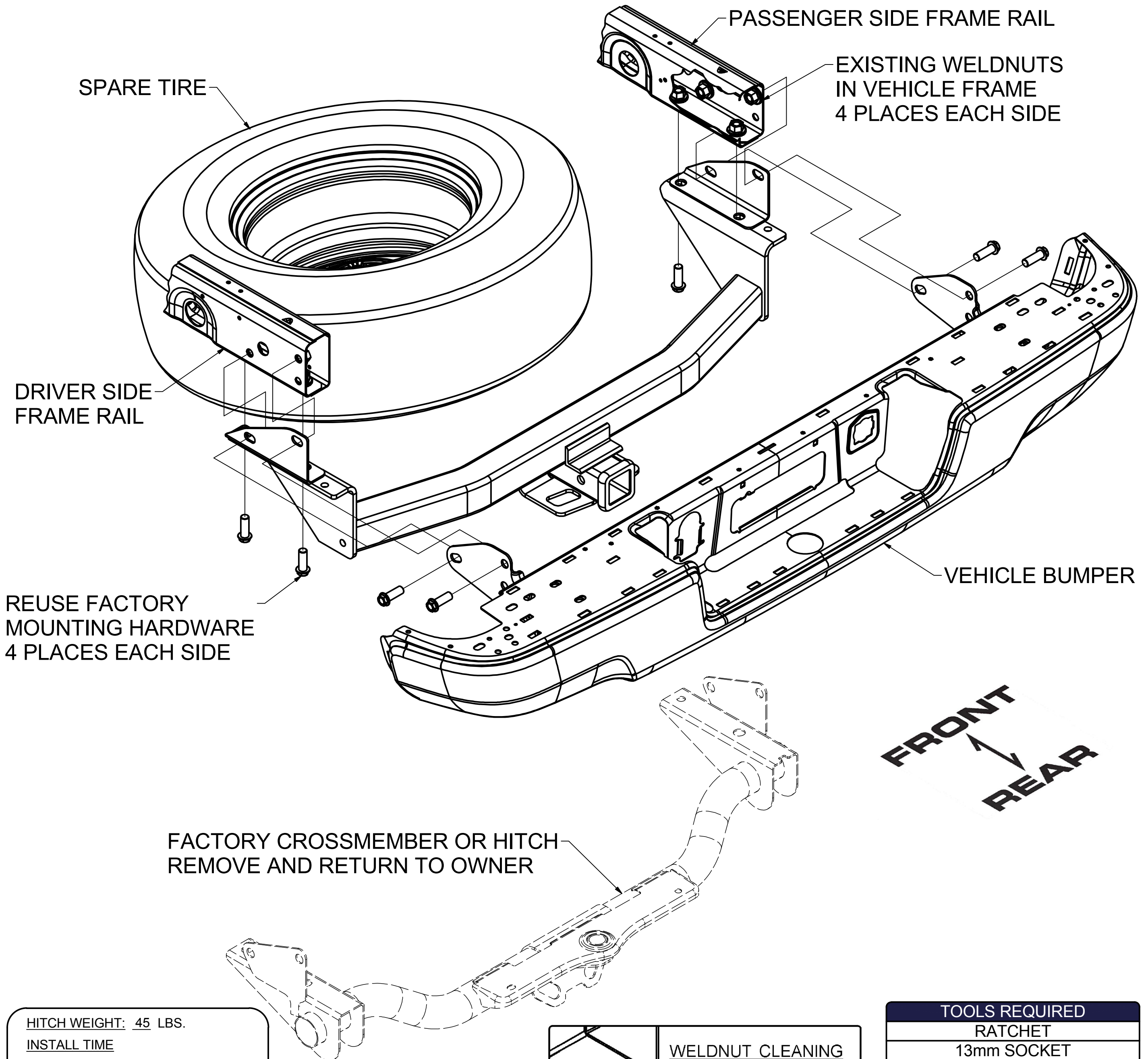


GROSS LOAD CAPACITY WHEN USED AS A WEIGHT CARRYING HITCH: 8,000 LBS. TRAILER WEIGHT & 800 LBS. TONGUE WEIGHT.
GROSS LOAD CAPACITY WHEN USED AS A WEIGHT DISTRIBUTION HITCH: 10,000 LBS. TRAILER WEIGHT & 1,000 LBS. TONGUE WEIGHT

WARNING: * DO NOT EXCEED VEHICLE MANUFACTURER'S RECOMMENDED TOWING CAPACITY. *****



NOTE: REUSE FACTORY MOUNTING HARDWARE



HITCH WEIGHT: 45 LBS.

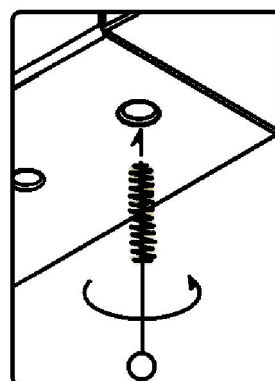
INSTALL TIME

PROFESSIONAL: 30 MINUTES

NOVICE (DIY): 60 MINUTES

INSTALL NOTES:

- LOWER SPARE TIRE
- REMOVE FACTORY COMPONENTS
- WELDNUT CLEANING
- NO DRILLING REQUIRED



WELDNUT CLEANING

To remove debris from weldnuts in frame, spray lubricant or compressed air into hole. For heavy debris, use a small wire brush. (Be careful not to damage threads).

TOOLS REQUIRED

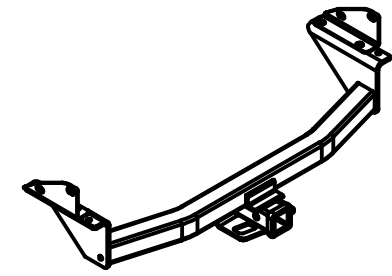
- RATCHET
- 13mm SOCKET
- 21mm SOCKET
- 9" EXTENSION
- JACK STANDS
- SPRAY LUBRICANT
- WIRE PIPE BRUSH
- TORQUE WRENCH

PERIODICALLY CHECK THIS RECEIVER HITCH TO ENSURE THAT ALL FASTENERS ARE TIGHT AND THAT ALL STRUCTURAL COMPONENTS ARE SOUND.

Keystone Automotive Operations Inc., warrants this product to be free of defects in material and/or workmanship at the time of retail purchase by the original purchaser. If the product is found to be defective, Keystone Automotive Operations Inc., may repair or replace the product, at their option, when the product is returned, prepaid, with proof of purchase. Alteration to, misuse of, or improper installation of this product voids the warranty. Keystone Automotive Operations Inc.'s liability is limited to repair or replacement of products found to be defective, and specifically excludes liability for incidental or consequential loss or damage. This product complies with safety specifications and requirements for connecting devices and towing systems of the state of New York, V.E.S.C. Regulation V-5 and SAE J684. For Technical & Warranty Support: 1-877-544-4449 Fax- 1-855-242-8922 www.huskytow.com **11202017**



Class III Receiver Hitch Part No. 69534C



Fits: **CHEVROLET COLORADO & GMC CANYON**



GROSS LOAD CAPACITY WHEN USED AS A WEIGHT CARRYING HITCH: 8,000 LBS. TRAILER WEIGHT & 800 LBS. TONGUE WEIGHT.
GROSS LOAD CAPACITY WHEN USED AS A WEIGHT DISTRIBUTION HITCH: 10,000 LBS. TRAILER WEIGHT & 1,000 LBS. TONGUE WEIGHT

WARNING: * DO NOT EXCEED VEHICLE MANUFACTURER'S RECOMMENDED TOWING CAPACITY. *****



INSTALLATION STEPS

- 1.) Lower spare tire using the vehicle service tools located in the cab of the truck. Remove the center bracket by removing (4) bolts with a 13mm socket. Return bracket and hardware to customer and raise spare tire back into position.
- 2.) Remove (4) bolts securing the factory crossmember or hitch to the frame rail with a 21mm socket. Set hardware aside for reuse during CURT installation.

Note: The bumper shares the same mounting points and should be supported from underneath.
- 3.) Check to be sure that all wiring clears and slowly pull factory crossmember or hitch downward and remove from vehicle. Clean weldnuts as needed with lubricant and brush. Replace with CURT hitch, which will mount in the space between the frame and the bumper mounting plates.
- 4.) Using the existing mounting hardware, attach the bottom mounting bolts (2 places each side) and loosely secure so that bumper placement adjustments can be made. Adjust bumper position to align with side mounting holes and secure remaining (4) bolts with a 21mm socket.
- 5.) Torque all M14 bolts to 100 ft-lbs.

PERIODICALLY CHECK THIS RECEIVER HITCH TO ENSURE THAT ALL FASTENERS ARE TIGHT AND THAT ALL STRUCTURAL COMPONENTS ARE SOUND.

Keystone Automotive Operations Inc., warrants this product to be free of defects in material and/or workmanship at the time of retail purchase by the original purchaser. If the product is found to be defective, Keystone Automotive Operations Inc., may repair or replace the product, at their option, when the product is returned, prepaid, with proof of purchase. Alteration to, misuse of, or improper installation of this product voids the warranty. Keystone Automotive Operations Inc.'s liability is limited to repair or replacement of products found to be defective, and specifically excludes liability for incidental or consequential loss or damage. This product complies with safety specifications and requirements for connecting devices and towing systems of the state of New York, V.E.S.C. Regulation V-5 and SAE J684.

11202017