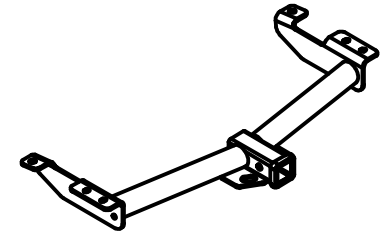




# Class III Receiver Hitch

## Part No. 69498C



**Fits: FORD ECONOLINE VAN (E-150, E-250, E-350)**



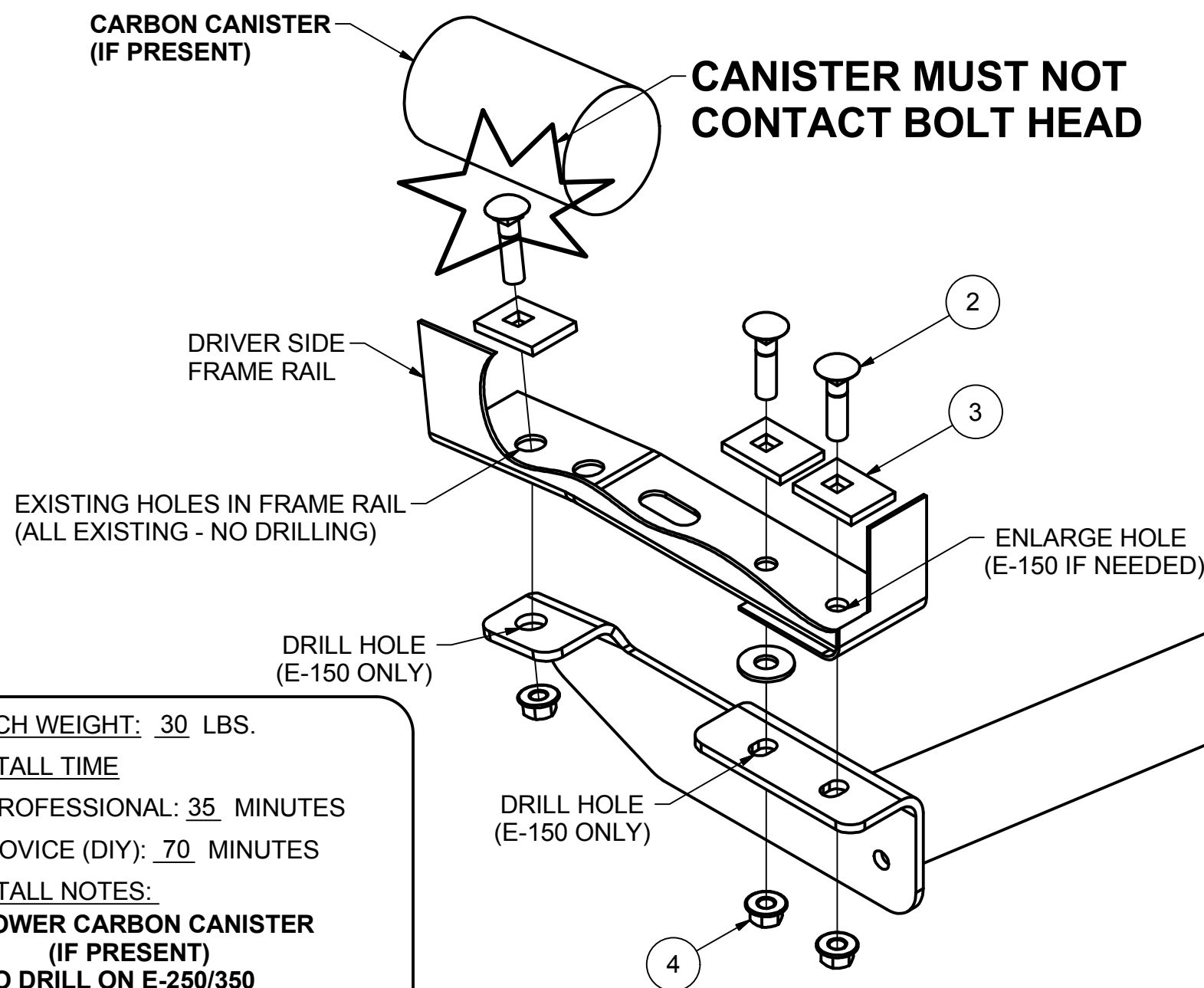
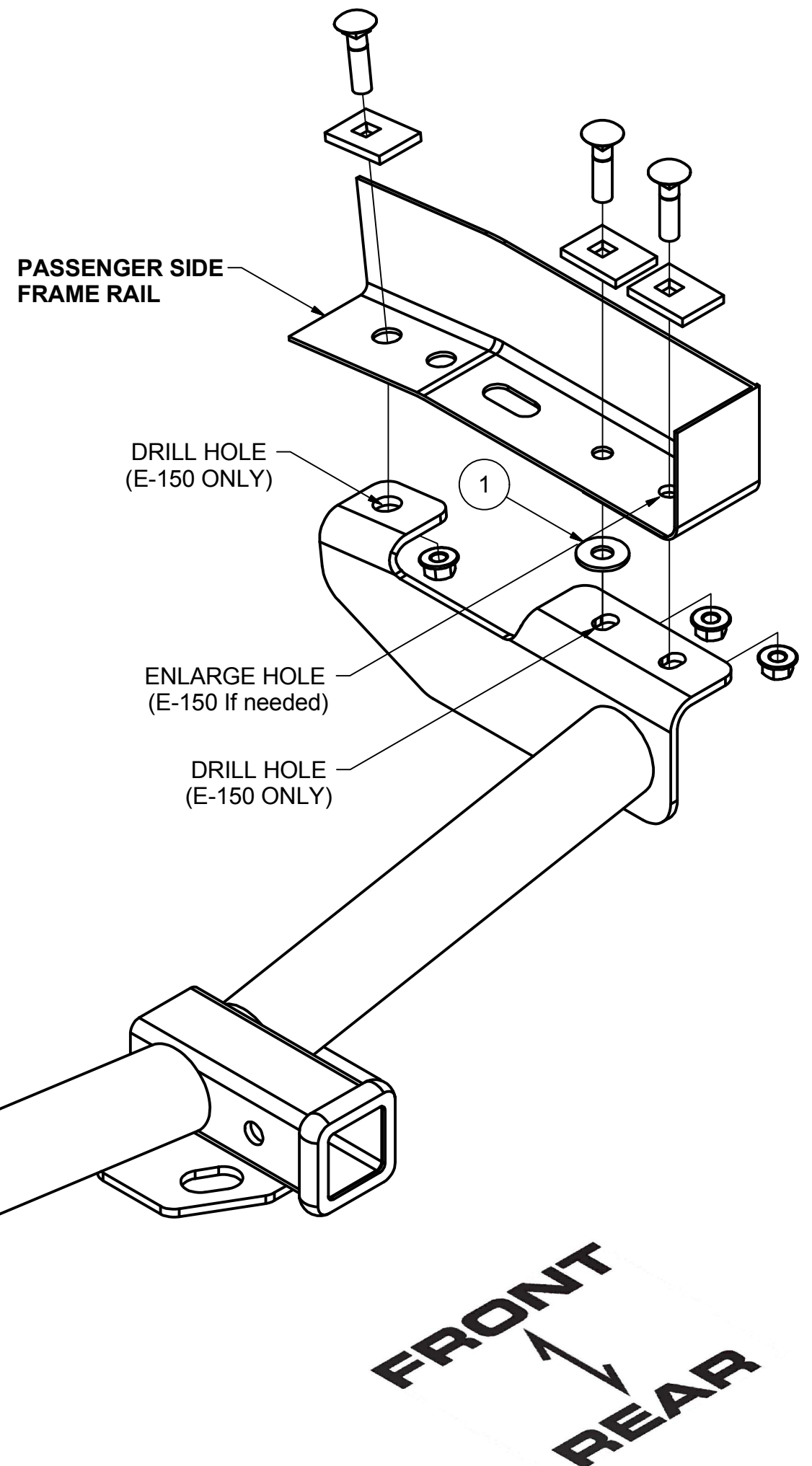
**GROSS LOAD CAPACITY WHEN USED AS A WEIGHT CARRYING HITCH: 6,000 LBS. TRAILER WEIGHT & 600 LBS. TONGUE WEIGHT.  
GROSS LOAD CAPACITY WHEN USED AS A WEIGHT DISTRIBUTION HITCH: 8,000 LBS. TRAILER WEIGHT & 800 LBS. TONGUE WEIGHT**



**WARNING: \*\*\* DO NOT EXCEED VEHICLE MANUFACTURER'S RECOMMENDED TOWING CAPACITY. \*\*\***

Parts List			
ITEM	QTY	PART NUMBER	DESCRIPTION
1	2	FW12	FW, 12, ZP
2	6	1/2 - 13 x 2"	CARRIAGE BOLT
3	6	CM-SP1	.250 x 1.50 x 2.00" SQUARE HOLE SPACER
4	6	HFN 1213	HEX FLANGE NUT

TOOLS REQUIRED
RATCHET
3/4" SOCKET
7/8" SOCKET
TORQUE WRENCH
DRILL
17/32" DRILL BIT



HITCH WEIGHT: 30 LBS.

#### INSTALL TIME

PROFESSIONAL: 35 MINUTES

NOVICE (DIY): 70 MINUTES

#### INSTALL NOTES:

- LOWER CARBON CANISTER (IF PRESENT)
- NO DRILL ON E-250/350
- DRILL ON E-150

## INSTALLATION STEPS

- 1) If present, lower carbon canister from driver side frame rail.
- 2) Install forward and rearward carriage bolts and spacer in frame rails as shown.  
**(NOTE: On E-150 models using the hitch as a template drill holes as shown above and enlarge holes as needed.)**
- 3) Raise hitch into position and hand tighten forward and rearward fasteners to both rails as shown.
- 4) Install center carriage bolt and spacer in frame placing flat washers between rails and hitch as shown.  
(Do not overlap spacers)
- 5) Torque all 1/2" fasteners to 110 lb-ft.
- 6) Reattach carbon canister if present - carbon canister must not contact bolt head, if it does, loosen canister fasteners and reposition to ensure clearance with bolt heads.

**PERIODICALLY CHECK THIS RECEIVER HITCH TO ENSURE THAT ALL FASTENERS ARE TIGHT AND THAT ALL STRUCTURAL COMPONENTS ARE SOUND.**

Keystone Automotive Operations Inc., warrants this product to be free of defects in material and/or workmanship at the time of retail purchase by the original purchaser. If the product is found to be defective, Keystone Automotive Operations Inc., may repair or replace the product, at their option, when the product is returned, prepaid, with proof of purchase. Alteration to, misuse of, or improper installation of this product voids the warranty. Keystone Automotive Operations Inc.'s liability is limited to repair or replacement of products found to be defective, and specifically excludes liability for incidental or consequential loss or damage. This product complies with safety specifications and requirements for connecting devices and towing systems of the state of New York, V.E.S.C. Regulation V-5 and SAE J684. For Technical & Warranty Support: 1-877-544-4449 Fax- 1-855-242-8922 [www.huskytow.com](http://www.huskytow.com) **11202017**