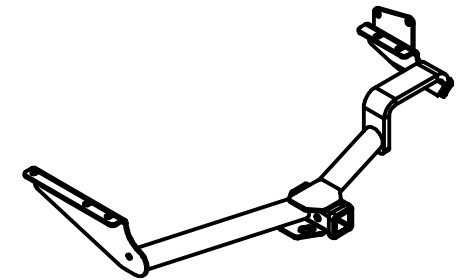




# Class III Receiver Hitch Part No. 69475C



**Fits: TOYOTA HIGHLANDER (ALL, INC. HYBRID)**

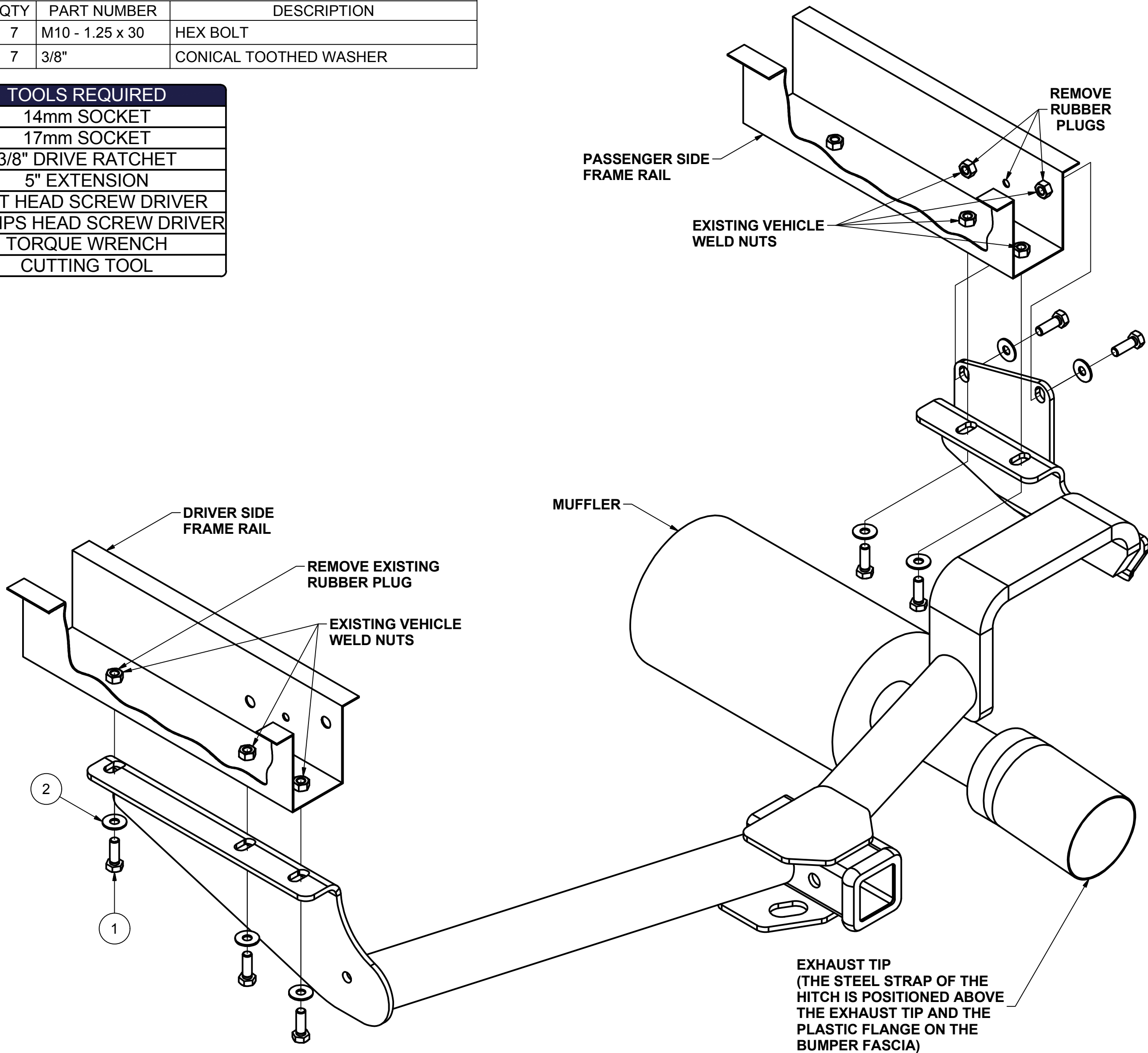


GROSS LOAD CAPACITY WHEN USED AS A WEIGHT CARRYING HITCH: 5,000 LBS. TRAILER WEIGHT & 750 LBS. TONGUE WEIGHT.  
**WARNING: \*\*\* DO NOT EXCEED VEHICLE MANUFACTURER'S RECOMMENDED TOWING CAPACITY. \*\*\***



Parts List			
ITEM	QTY	PART NUMBER	DESCRIPTION
1	7	M10 - 1.25 x 30	HEX BOLT
2	7	3/8"	CONICAL TOOTHED WASHER

TOOLS REQUIRED	
14mm SOCKET	
17mm SOCKET	
3/8" DRIVE RATCHET	
5" EXTENSION	
FLAT HEAD SCREW DRIVER	
PHILLIPS HEAD SCREW DRIVER	
TORQUE WRENCH	
CUTTING TOOL	



HITCH WEIGHT: 39 LBS.

**INSTALL TIME**

PROFESSIONAL: 45 MINUTES

NOVICE (DIY): 90 MINUTES

**INSTALL NOTES:**

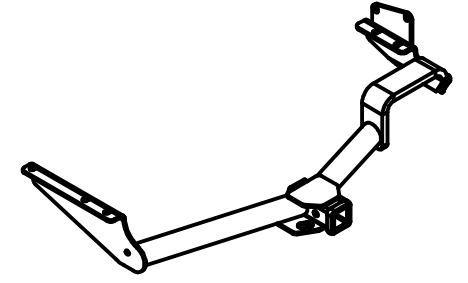
- REMOVE PLASTIC UNDER BODY PANELS
- TRIM UNDER BODY PANEL (OPTIONAL)
- REMOVE WELDNUT PLUGS
- NO DRILLING REQUIRED

**PERIODICALLY CHECK THIS RECEIVER HITCH TO ENSURE THAT ALL FASTENERS ARE TIGHT AND THAT ALL STRUCTURAL COMPONENTS ARE SOUND.**

Keystone Automotive Operations Inc., warrants this product to be free of defects in material and/or workmanship at the time of retail purchase by the original purchaser. If the product is found to be defective, Keystone Automotive Operations Inc., may repair or replace the product, at their option, when the product is returned, prepaid, with proof of purchase. Alteration to, misuse of, or improper installation of this product voids the warranty. Keystone Automotive Operations Inc.'s liability is limited to repair or replacement of products found to be defective, and specifically excludes liability for incidental or consequential loss or damage. This product complies with safety specifications and requirements for connecting devices and towing systems of the state of New York, V.E.S.C. Regulation V-5 and SAE J684. For Technical & Warranty Support: 1-877-544-4449 Fax- 1-855-242-8922 [www.huskytow.com](http://www.huskytow.com) **11202017**



## Class III Receiver Hitch Part No. 69475C



Fits: **TOYOTA HIGHLANDER (ALL, INC. HYBRID)**




GROSS LOAD CAPACITY WHEN USED AS A WEIGHT CARRYING HITCH: 5,000 LBS. TRAILER WEIGHT & 750 LBS. TONGUE WEIGHT.

**WARNING: \*\*\* DO NOT EXCEED VEHICLE MANUFACTURER'S RECOMMENDED TOWING CAPACITY. \*\*\***



### DRIVER SIDE UNDER BODY PANEL TRIM DIAGRAM



#### **DRIVE SIDE TRIM NOTES:**

- LONG THIN CUT IS 7.50" FROM EDGE OF LARGE HOLE AND 2.50".
- TRIM CORNER OF PANEL ALONG SEAMS IN THE PANEL AS SHOWN.

### PASSENGER SIDE UNDER BODY PANEL TRIM DIAGRAM



#### **PASSENGER SIDE TRIM NOTES:**

- ALIGN HORIZONTAL CUT WITH TOP OF RIB.

## **INSTALLATION STEPS**

1. Using the flat head screw driver, remove all push fasteners in underbody panels. Use a phillips head screw driver to remove remaining screws. Use the 14mm socket and ratchet to remove the bolt holding the passenger side panel. Return underbody panels to owner or trim and reinstall in STEP 6.
2. Using the 14mm socket, remove both tow loops and return to owner. Remove (3) rubber plugs from passenger side and (1) from driver side.
3. Carefully raise hitch over exhaust towards muffler and pull back to bumper over the plastic flange on the bumper. Position the hitch so the holes line up with existing holes in the frame rail.
4. Install supplied 10M -1.25 x 30 hex head bolts and 3/8" conical tooth washers as shown above.
5. Using a torque wrench, torque all 10M - 1.25 bolts to 49 lb-ft.
6. Trim underbody panels and reinstall with the hardware removed in STEP 1. (See trim diagrams above.)

**PERIODICALLY CHECK THIS RECEIVER HITCH TO ENSURE THAT ALL FASTENERS ARE TIGHT AND THAT ALL STRUCTURAL COMPONENTS ARE SOUND.**

Keystone Automotive Operations Inc., warrants this product to be free of defects in material and/or workmanship at the time of retail purchase by the original purchaser. If the product is found to be defective, Keystone Automotive Operations Inc., may repair or replace the product, at their option, when the product is returned, prepaid, with proof of purchase. Alteration to, misuse of, or improper installation of this product voids the warranty. Keystone Automotive Operations Inc.'s liability is limited to repair or replacement of products found to be defective, and specifically excludes liability for incidental or consequential loss or damage. This product complies with safety specifications and requirements for connecting devices and towing systems of the state of New York, V.E.S.C. Regulation V-5 and SAE J684.

11202017