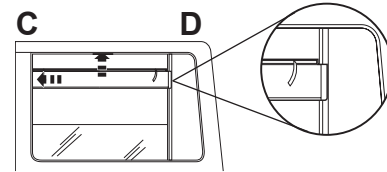
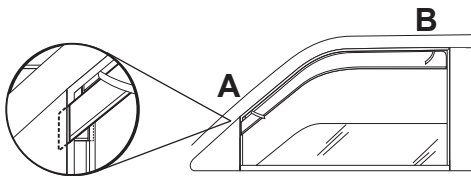


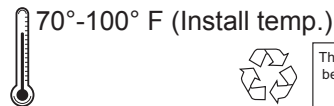
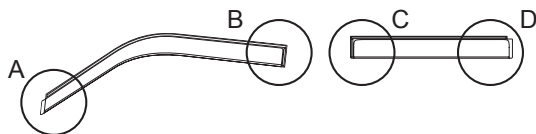
The material that your product is made from can be recycled. Please also consider recycling the packaging that your product came in.



- 1 Clean the window channel and rear pillar with an alcohol pad.
- 2 Remove tape liner from rear flange. Peel back 2" of tape line from each end of top flange.
- 3 Insert visor into window channel, front flange first. Front flange inserts between the rubber trim and the mirror cap. Top and rear flanges slide into the window channel.
- 4 Remove tape liner by pulling on free ends. Raise window slowly and leave up for 24 hours to secure visor to window channel.
- 5 Install the rear visors using the same preparation and installation methods as the front visor. Note that rear flange attaches to the outside of the window post.



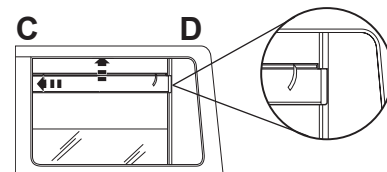
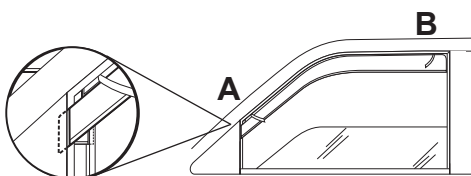
IMPORTANT: Clean with a **SOFT** cloth and soap and water **ONLY!** Using abrasive cleaners, chemicals, or solvents will **VOID** the warranty on this product.
Stampede Automotive Products • Visit us at stampedeproducts.com • 800-858-5634



The material that your product is made from can be recycled. Please also consider recycling the packaging that your product came in.



- 1 Clean the window channel and rear pillar with an alcohol pad.
- 2 Remove tape liner from rear flange. Peel back 2" of tape line from each end of top flange.
- 3 Insert visor into window channel, front flange first. Front flange inserts between the rubber trim and the mirror cap. Top and rear flanges slide into the window channel.
- 4 Remove tape liner by pulling on free ends. Raise window slowly and leave up for 24 hours to secure visor to window channel.
- 5 Install the rear visors using the same preparation and installation methods as the front visor. Note that rear flange attaches to the outside of the window post.



IMPORTANT: Clean with a **SOFT** cloth and soap and water **ONLY!** Using abrasive cleaners, chemicals, or solvents will **VOID** the warranty on this product.
Stampede Automotive Products • Visit us at stampedeproducts.com • 800-858-5634